


A-Traff Flood Baffle Diagram

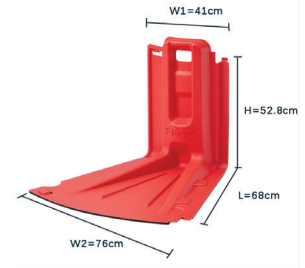
แผ่นป้องกันน้ำท่วม




Model : BH52-L
Dimension : 68 x 70.5 x 52.8



Model : BH52-U
Dimension : 68 x 62 x 52.8



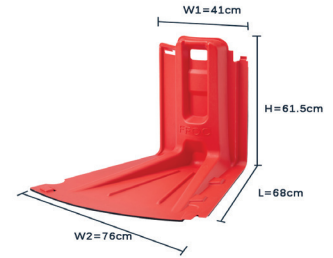
Model : BH52-C
Dimension : 68 x 76 x 52.8




Model : BH61-L
Dimension : 68 x 70.5 x 61.5



Model : BH61-U
Dimension : 68 x 62 x 61.5



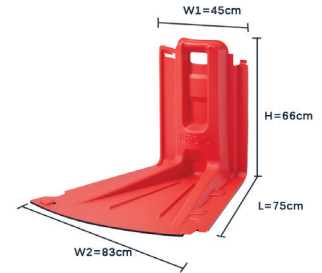
Model : BH61-C
Dimension : 68 x 76 x 61.5




Model : BH66-L
Dimension : 75 x 82 x 66




Model : BH66-U
Dimension : 75 x 67 x 66



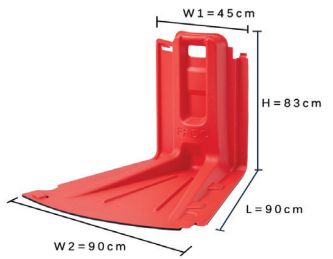
Model : BH66-C
Dimension : 75 x 83 x 66



Model : BH83-L
Dimension : 90 x 100 x 83



Model : BH83-U
Dimension : 90 x 69 x 83



Model : BH83-C
Dimension : 90 x 90 x 83



ตัวประกอบล๊อคขอบข้างซ้าย



ตัวประกอบล๊อคขอบข้างขวา



รูปแบบการประกอบ